



Natural wood  
Made to last

# Product List

NORTH AMERICA

## Decking

Profile	Product Number	Product Name	Actual Dimensions	Lengths	LF/SF Conversion
	#2637	5/4x6 Kebony Deck Board	7/8" x 5 1/2"	10', 12', 14', 16'	2.1
	#2638	5/4x6 Kebony Deck Board One-Sided Profile	7/8" x 5 1/2"	14'	2.1
	#2522	2x6 Square S4S E2E	1 1/2" x 5 1/2"	10', 12', 14', 16'	2.1

## Grad™ for Kebony

<p><b>1x6 Clear Grad™ Cladding (#2682)</b>  <b>Dimensions:</b>            1 3/16" x 5 11/16"  <b>Lengths:</b>            10', 12', 14', 16'</p>	<p><b>Grad™ Mini Rail (#G2171)</b>            1x6 w/Narrow Gap (5/32")  <b>Dimensions:</b>            1890 x 63 x 23.5mm            74.4" x 2.5" x 0.93"</p>	<p><b>Grad™ Mini Rail (#G2172)</b>            1x6 w/Wide Gap (17/64")  <b>Dimensions:</b>            1932 x 63 x 23.5 mm            76.1" x 2.5" x 0.93"</p>
---	--	--

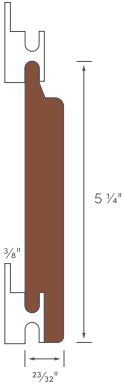
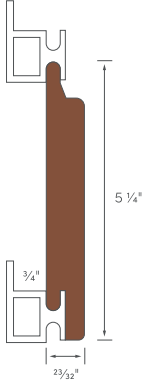
## Kebony Clear Cladding

Profile	Product Number	Product Name	Face	Actual Dimensions	Lengths	LF/SF Conversion
	#2226	5/4x6 Square S4S E2E	N/A	7/8" x 5 3/8"	10', 12', 14', 16'	2.1
	#K90XX514	1x6 90 Degree Shiplap	5 1/4"	3/4" x 5 3/4"	10', 12', 14', 16'	2.4
 Can be milled to any profile	#1935	1x6 Clear Rough Sawn	N/A	1" x 6"	10', 12', 14', 16'	N/A

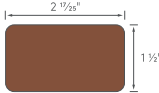

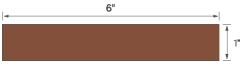
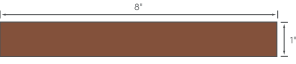





Natural wood  
Made to last

## Passive Rainscreen System

<p><b>1x6 Clear Rainscreen Cladding</b> (#KPRS1X6) <b>Actual Dimensions:</b> <math>2\frac{3}{32}'' \times 5\frac{1}{4}''</math> <b>Face:</b> <math>4\frac{9}{16}''</math> <b>Gap:</b> <math>\frac{3}{8}''</math> <b>Lengths:</b> 10', 12', 14', 16' <b>LF/SF Conversion:</b> 2.3</p>	<p><b>Low-Profile Clip</b> (#K975657LP) Rainscreen Gap: <math>\frac{3}{8}''</math></p> 	<p><b>High-Profile Clip</b> (#K975656HP) Rainscreen Gap: <math>\frac{3}{4}''</math></p> 
--	---	---

## Millwork

Profile	Product Number	Product Name	Actual Dimensions	Lengths	LF/SF Conversion
	#2480	2x3 Clear Beam S4S E4E	$1\frac{1}{2}'' \times 2\frac{17}{32}''$	10', 12', 14', 16'	4.5
	#2535	1x4 Rough Sawn	$1'' \times 4''$	10', 12', 14', 16'	N/A
	#1935	1x6 Rough Sawn	$1'' \times 6''$	10', 12', 14', 16'	N/A
	#1931	1x8 Rough Sawn	$1'' \times 8''$	10', 12', 14', 16'	N/A
	#2423	2x4 Rough Sawn	$2'' \times 4''$	10', 12', 14', 16'	N/A
	#2489	2x6 Rough Sawn	$2'' \times 6''$	10', 12', 14', 16'	N/A
	#2537	2x8 Rough Sawn	$2'' \times 8''$	10', 12', 14', 16'	N/A